



Art Virtual Learning

Early Education

Creating 3D Art with Colors

April 14, 2020



Pre-K Art
Lesson: 04/14/2020

Learning Target:




Students will create a three dimensional art project while experimenting with colors.

Let's Get Started:

Watch Videos: [Colors Song](#)

Practice:

What colors do you see?
What colors do you see around your home?



Activity:

Noodle Necklace

Materials needed: Dry hollow noodles, food coloring, rubbing alcohol, plastic baggies-1 for each color you want to use, string or yarn, scissors.

1. Watch video for directions to make necklace: [Rainbow Noodle Necklace](#)
2. Ask your child:
 - a. How do you think the color stays on the noodles?
 - b. What do you notice about the noodles?
 - c. How could we make other colors with the ones we have?
 - d. Tell me about your necklace.
 - e. What are some other things we could make?